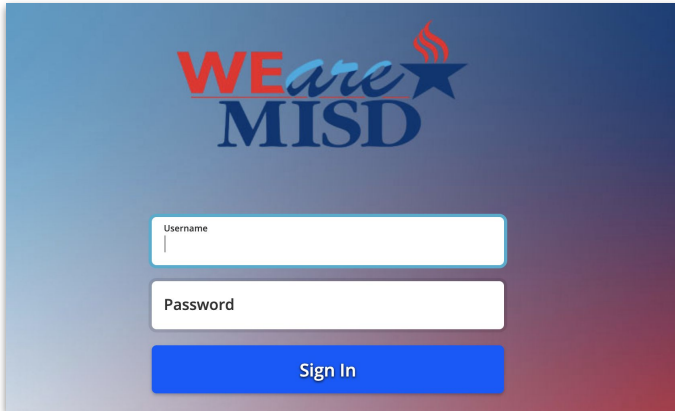




Resetting Password Using Classlink


1 Go to Classlink

Go to classlink through the web, an app, or go directly to logon.mansfieldisd.org. Login using your current MISD credentials.



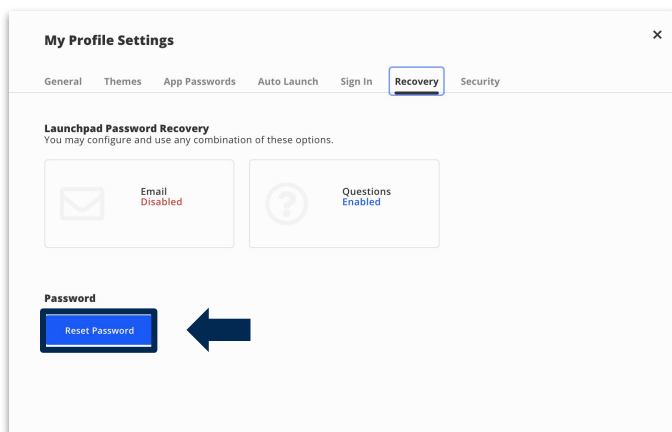
2 Classlink Settings

On the Classlink Dashboard, click on the profile icon in the upper right corner and choose Settings.



3 Password Recovery

In the Profile Settings window, choose the recovery tab on the top. Then choose the blue reset password button at the bottom.



4 Change Password

Type your old password in the first box, then your new password in the next two boxes. Make sure your password meets all the necessary requirements. Click Save.

