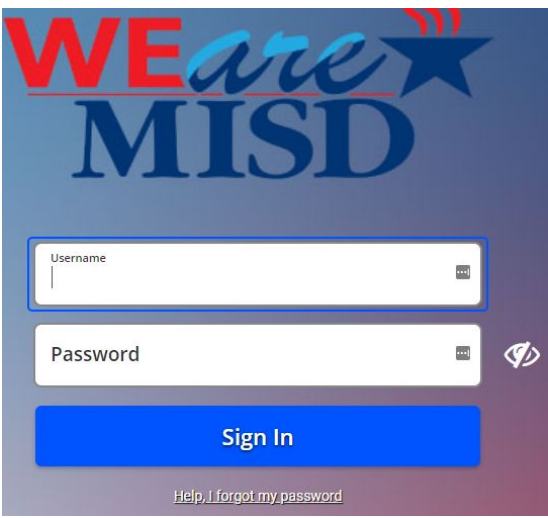




# SETTING RECOVERY OPTIONS IN CLASSLINK PASSWORD RECOVERY



## 1 Go to ClassLink

Go to ClassLink through the web, an app, or directly to [logon.mansfieldisd.org](http://logon.mansfieldisd.org). Log in using your current MISD credentials.



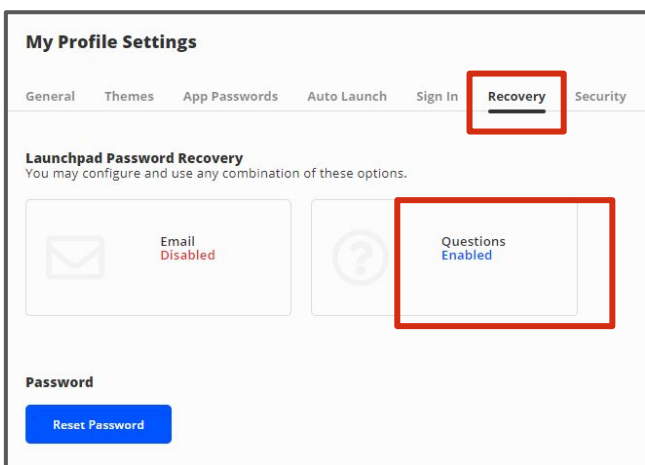
## 2 ClassLink Settings

On the ClassLink Dashboard, click on the profile icon in the upper right corner and choose "Settings".



## 3 Reset Password

Select the "Recovery" tab at the top right. Select "Questions Enabled" directly below.



## 4 Enter Questions

Use "Custom" to create your own question and answer or use the premade questions. Be sure to enter answers that you will remember. Select "Save" when finished.

