



# COVID-19 Board Update


---

January 25, 2022

# Health Services

## School Communicable Disease Management

- Data
- Student Tiered System Review
- Testing Site Update
- Review Committee Process
- Questions and Answer



**Current Data**



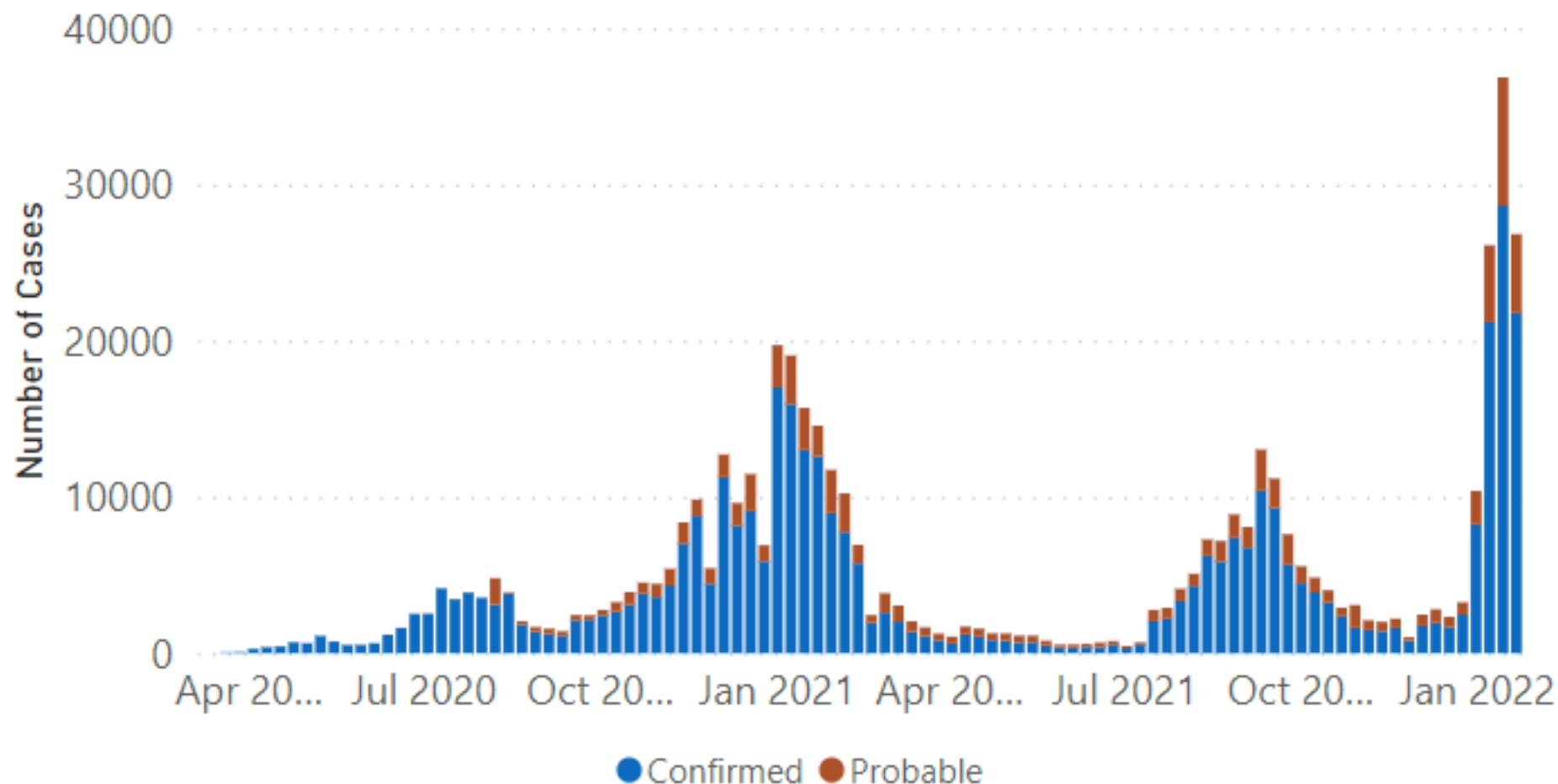
# Tarrant County COVID-19 Statistics

Date Updated:  
Friday, January 21, 2022

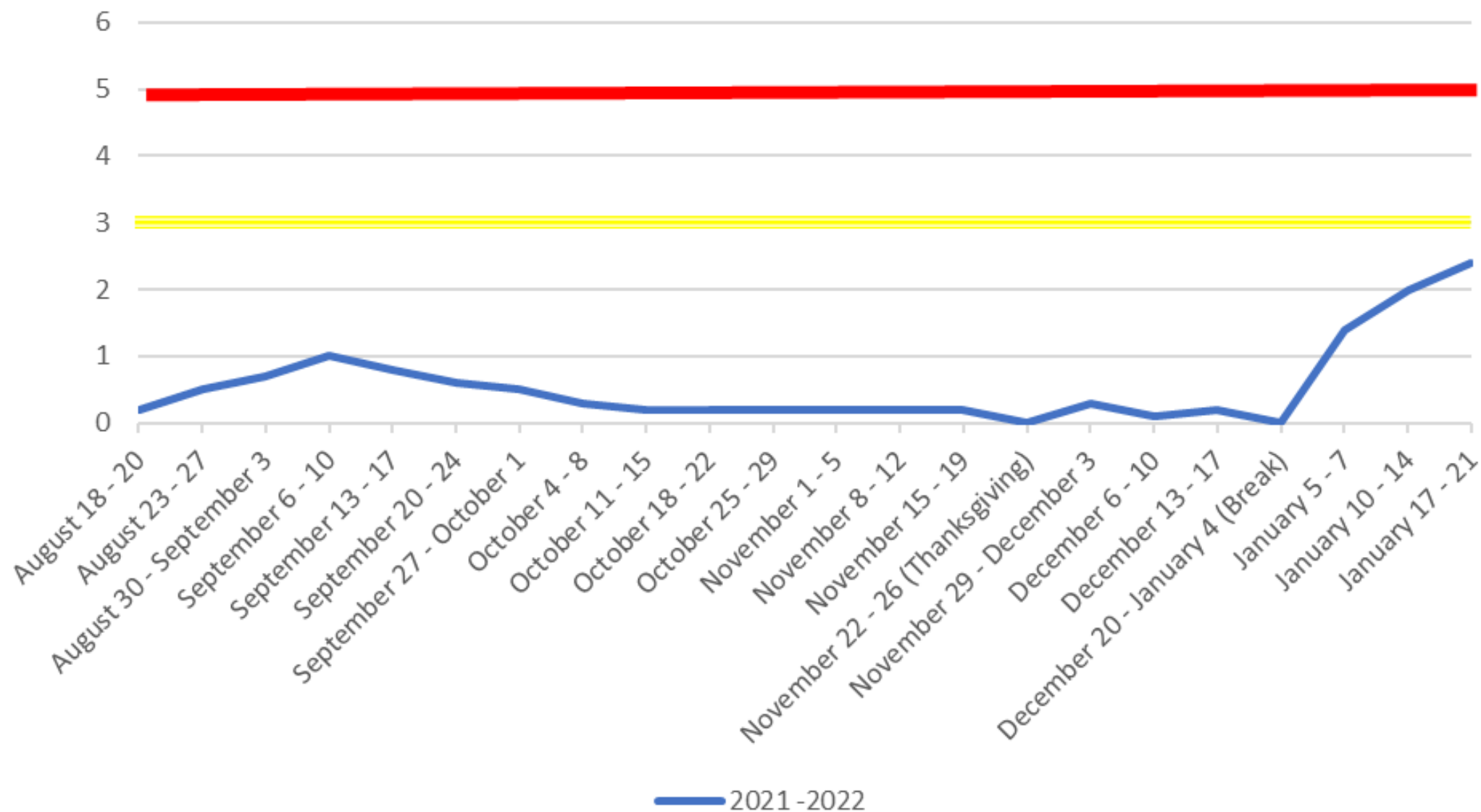
Total Cases

481,469


## COVID-19 Newly Reported Cases by Week



## District Percent of Student Positive Cases by Week



# Mansfield ISD COVID-19 Cases Dashboard



ACTIVE  
STUDENT  
CASES

576




1.6%



RECOVERED  
STUDENT  
CASES

3844



ACTIVE  
STAFF  
CASES

89



1.9%



RECOVERED  
STAFF  
CASES

955

# COVID TIERED SYSTEM

MANSFIELD ISD MONITORS DISTRICT COVID-19 DATA DAILY. THIS DOCUMENT PROVIDES GUIDANCE FOR IMPLEMENTING MITIGATING STRATEGIES IF COMMUNICABLE DISEASE PERCENTAGES ELEVATE. MITIGATION STRATEGIES WILL BE IMPLEMENTED FOR A PERIOD OF TWO WEEKS IF PERCENTAGES ARE WITHIN THE YELLOW OR RED TIER. AT THE END OF THE TWO WEEK IMPLEMENTATION PERIOD, CAMPUSES WILL BE RE-EVALUATED TO DETERMINE CAMPUS OPERATIONS MOVING FORWARD.







## MISD COVID MITIGATION EFFORTS:

- \*MISD COVID DASHBOARD IS UPDATED EACH SCHOOL DAY AT 5PM. AN E-MAIL NOTIFICATION IS SENT TO ALL PARENTS/GUARDIANS WHEN THEIR CHILD IS IN A SHARED SPACE WITH A COVID POSITIVE INDIVIDUAL.
- \*MASKS ARE OPTIONAL.
- \*HAND SANITIZING STATIONS ARE AVAILABLE THROUGHOUT THE BUILDINGS.
- \*BOTTLE FILLING STATIONS ARE AVAILABLE. BRING A REFILLABLE WATER BOTTLE TO SCHOOL.
- \*BUSES ARE CLEANED REGULARLY.
- \*HAND SANITIZING STATIONS ARE IN ALL SCHOOL BUSES FOR USE.
- \*PLEXIGLASS IS AVAILABLE UPON REQUEST.
- \*RESTROOMS, HANDRAILS, AND OTHER COMMON AREAS CLEANED REGULARLY.
- \*CUSTODIANS ARE ROUTINELY CLEANING BUILDINGS NIGHTLY AND USING COVID ELECTROSTATIC SPRAYERS TO TREAT NECESSARY AREAS.

\*MISD CONTINUES TO MONITOR COVID-POSITIVE CASES AND COLLABORATES WITH OUR LOCAL HEALTH AUTHORITY ON NECESSARY CAMPUS, EXTRA-CURRICULAR, AND DISTRICT CLOSURES.



# Active Student Cases for a 2 Week Minimum

**Below 3%**

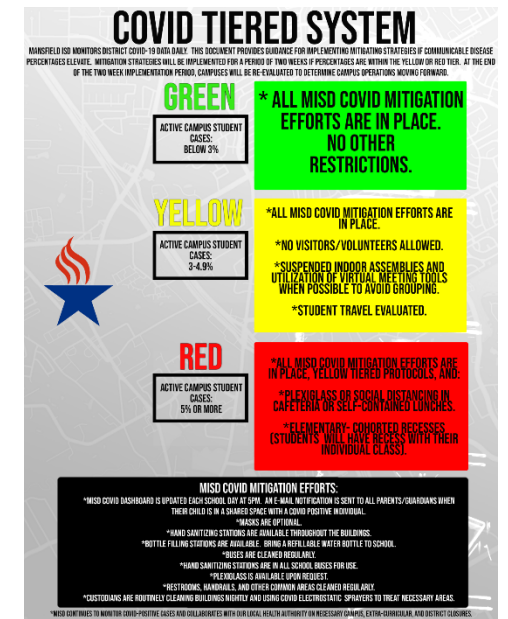
All MISD Covid mitigation efforts in place. No other restrictions.

**3% to 4.99%**

Green plus no visitors or volunteers allowed. Suspended indoor assemblies and utilization of virtual meeting tools when possible. Student travel evaluated.

**5% or more**

Green and Yellow plus plexiglass or social distancing in cafeteria or self-contained lunches. Elementary: Cohorted recesses (Students will have recess with their individual class.)



# DASHBOARD

## Yesterday Tier

- 42 – Green
- 6 – Yellow
- 0 – Red

Mansfield ISD COVID-19 Cases  
STUDENT CASES  
01/24/2022

ELEMENTARY SCHOOLS			
	Student Active Cases	Current %	Under Mitigation Unit
Landrucko Academy for Early Learners	5	1.3%	
Anderson Prep Academy	6	1.7%	
Boren Elementary	18	3.0%	Feb. 7
Brockett Elementary	5	1.2%	Feb. 3
Brown Academy of Young Scholars	9	2.6%	Jan. 26
Cabaniss Academy of Young Scholars	2	0.4%	
Davilton Elementary	10	1.5%	
Davis Elementary	5	1.6%	Feb. 3
Gideon Elementary	7	2.0%	
Harmon Elementary	4	1.0%	Feb. 1
Holt Elementary	12	2.9%	
Jones Elementary	10	2.6%	Feb. 4
Miller Elementary	7	1.2%	Jan. 26
Morris Elementary	4	0.7%	
Nash Elementary	13	2.1%	Feb. 7
Neal Elementary	7	1.7%	Feb. 1
Norwood Elementary	9	1.6%	
Perry Elementary	13	3.0%	Feb. 3
Ponder Elementary	17	2.9%	Feb. 3
Reid Leadership Academy	8	1.7%	Jan. 26
Sheppard Elementary	5	1.3%	
Smith Elementary	24	4.1%	Feb. 1
Spencer Elementary	3	0.4%	
Tarver-Rendon School of Agricultural Leadership	9	1.6%	
Tipps Elementary	1	0.2%	
INTERMEDIATE SCHOOLS			
	Student Active Cases	%	Total COVID Cases (since Aug. 18)
Cross Timbers Intermediate	9	1.5%	Jan. 28
Della Icenhower Intermediate	11	1.5%	
Mary Lillard Intermediate	16	2.0%	
Asa E. Low, Jr. Intermediate	9	1.5%	
Alma Martinez Intermediate	12	1.5%	
Mary Orr Intermediate	10	1.5%	
Donna Shepard Intermediate	11	1.3%	
MIDDLE SCHOOLS			
	Student Active Cases	%	Total COVID Cases (since Aug. 18)
James Coble Middle	11	1.2%	
T.A. Howard Middle	8	1.2%	
Linda Jobe Middle	17	1.9%	Jan. 28
Danny Jones Middle	12	1.6%	Jan. 27
Charlene McKinzie Middle	22	3.0%	Feb. 4
Brooks Wester Middle	14	1.8%	Feb. 3
Rogena Worley Middle	13	1.9%	Jan. 28
Werry Knight STEM	9	3.3%	Feb. 3
HIGH SCHOOLS			
	Student Active Cases	%	Total COVID Cases (since Aug. 18)
Early College High School	4	1.9%	
Frontier STEM / Ben Barber	6	3.1%	Feb. 7
Lake Ridge High	39	1.5%	
Legacy High	35	1.4%	
Mansfield High	42	1.6%	Jan. 27
Summit High	29	1.5%	
The Phoenix Academy		0.0%	
Timberview High	24	1.2%	
<b>Totals</b>	<b>576</b>	<b>1.6%</b>	<b>4420</b>

The COVID Mitigation Tiered Systems Diagram has been implemented with advisory levels in place if communicable disease student percentages increase. (NOTE: Advisory levels are only in effect for student cases.)

GREEN = Active number of campus student cases is below 3%.

YELLOW = Active number of campus student cases is at 3-4.9%.

RED = Active number of campus student cases is 5% or more.

## Yesterday Tier of Operations

- 27 – Green
- 19 – Yellow
- 3 – Red

# DASHBOARD



## Yesterday Tier

- 42 – Green
- 6 – Yellow
- 0 – Red

2	0.4%	
10	1.5%	
5	1.6%	Feb. 3
7	2.0%	
4	1.0%	Feb. 1

## Yesterday Tier of Operations

- 27 – Green
- 18 – Yellow
- 3 – Red

# DASHBOARD



## Mansfield ISD COVID-19 Cases

01/25/2022

### STUDENT CASES

ELEMENTARY SCHOOLS				
	Student Active Cases	Current %	Under Mitigation Until	Total COVID Cases (since Aug.18)
Jandrucko Academy for Early Learners	5	1.3%		38
Anderson Prep Academy	5	1.4%		39
Boren Elementary	13	2.2%	Feb. 2	70
Brockett Elementary	6	1.4%	Feb. 3	30
Brown Academy of Young Scholars	12	2.1%	Jan. 26	83
Cabaniss Academy of Young Scholars	4	0.7%		43
Daulton Elementary	10	1.5%		81
Davis Elementary	4	1.3%	Feb. 3	30
Gideon Elementary	7	2.0%		28
Harmon Elementary	4	1.0%	Feb. 1	47
Holt Elementary	13	3.1%		49
Jones Elementary	11	2.8%	Feb. 4	51
Miller Elementary	7	1.2%	Jan. 26	51
Morris Elementary	5	0.9%		61
Nash Elementary	10	1.6%	Feb. 2	74
Neal Elementary	7	1.7%	Feb. 1	56
Norwood Elementary	6	1.0%		87
Perry Elementary	11	2.6%	Feb. 3	55
Ponder Elementary	16	2.8%	Feb. 3	76
Reid Leadership Academy	4	0.8%	Jan. 26	66
Sheppard Elementary	5	1.1%		51
Smith Elementary	15	2.6%	Feb. 1	89
Spencer Elementary	5	0.7%		96
Tarver-Rendon School of Agricultural Leadership	9	1.6%		65
Tipps Elementary	2	0.4%		37
INTERMEDIATE SCHOOLS				
	Student Active Cases	%		Total COVID Cases (since Aug.18)
Cross Timbers Intermediate	8	1.4%	Jan. 28	89
Della Icenhower Intermediate	12	1.6%		106
Mary Lillard Intermediate	19	2.4%		119
Asa E. Low, Jr. Intermediate	9	1.5%		89
Olivia Martinez Intermediate	11	1.4%		100
Mary Orr Intermediate	6	0.9%		95
Bonnie Shepard Intermediate	8	0.9%		94
MIDDLE SCHOOLS				
	Student Active Cases	%		Total COVID Cases (since Aug.18)
James Coble Middle	8	0.9%		84
T.A. Howard Middle	10	1.4%		104
Linda Jobe Middle	11	1.2%	Jan. 28	123
Danny Jones Middle	11	1.2%	Jan. 27	110
Charlene McKinzie Middle	19	2.6%	Feb. 4	113
Brooks Wester Middle	12	1.6%	Feb. 3	118
Rogene Worley Middle	12	1.8%	Jan. 28	102
Larry Knight STEM	5	1.8%	Feb. 3	39
HIGH SCHOOLS				
	Student Active Cases	%		Total COVID Cases (since Aug.18)
Early College High School	7	2.6%		20
Frontier STEM / Ben Barber	5	2.6%	Feb. 2	29
Lake Ridge High	38	1.9%		292
Legacy High	28	1.1%		278
Mansfield High	45	1.7%	Jan. 27	406
Summit High	26	1.3%		270
The Phoenix Academy	1	1.2%		7
Timberview High	24	1.2%		263
Totals	531	1.5%		4503

The COVID Mitigation Tiered Systems Diagram has been implemented with advisory levels in place if communicable disease student percentages increase. (NOTE: Advisory levels are only in effect for student cases.)

GREEN = Active number of campus student cases is below 3%.

YELLOW = Active number of campus student cases is at 3-4.9%.



RED = Active number of campus student cases is 5% or more.







# STAFF TESTING AS A CLOSE CONTACT



**REDUCED TESTING FROM 10 DAYS TO 5  
NOW TESTING DAY 1 & 5**



YOU CAN NOW GET YOUR  
**COVID-19 TEST**  
AT VERNON NEWSOM STADIUM

**Every Monday through Thursday  
from 10am to 7pm**

**3700 East Broad Street • Mansfield, TX 76063**

Testing sites are for patients experiencing symptoms or have had recent exposure to someone positive for COVID-19.

If you are experiencing symptoms, you are eligible to receive our COVID PLUS test that accurately distinguishes between COVID-19, FLU A/B or RSV (the common cold).

There is no out of pocket cost. GeneQ will bill your insurance or the Cares Act for the uninsured. Walk Up appointments are welcome or register in advance by scanning the QR code.



[www.mycovidappointment.com](https://www.mycovidappointment.com)

# LOCAL TESTING OPPORTUNITIES



# LOCAL TESTING OPPORTUNITIES



**RL ANDERSON  
STADIUM**



# STAFF TESTING



**ON-SITE COVID-19 TESTING**  
**FOR EMPLOYEES & STAFF**



# DISTRICT DATA REVIEW PROCESS



# CLASS, CAMPUS OR DISTRICT PROCESS FOR REVIEW

## WHAT FACTORS CAUSE STRESS ON CLASS, CAMPUS AND OR DISTRICT OPERATIONS

TEACHER  
ABSENCES

STAFF ABSENCES

ADMINISTRATION  
ABSENCES

LOW  
FILL RATE

# CLASS, CAMPUS OR DISTRICT PROCESS FOR REVIEW



# CLASS, CAMPUS OR DISTRICT PROCESS FOR REVIEW

## COMMITTEE REVIEW AND CONSIDERATIONS

- **CAMPUS TEACHER ABSENCES**
- **SUBSTITUTE FILL RATES**
- **TEACHER RETURN DATES**
- **STAFF ABSENCES**
- **ADMINISTRATION ABSENCES**
- **ARE CASES ISOLATED BY GRADE, AREA OF BUILDING, CAMPUS WIDE**
- **STUDENT CASES**
- **CAN ADDITIONAL ADMINISTRATION SUPPORT BE PROVIDED**
- **CAMPUS MORALE**
- **CAMPUS RECOMENDATION**



# CLASS, CAMPUS OR DISTRICT PROCESS FOR REVIEW

## POTENTIAL COMMITTEE RECOMENDATIONS

- CONTINUE TO MONITOR CAMPUS
- PROVIDE CAMPUS WITH ADDITIONAL ADMINISTRATIVE SUPPORT
- CLOSE AREA OF CAMPUS (WING OR GRADE)
- CLOSE CAMPUS
- CLOSE DISTRICT FOR WINDOW OF TIME





# COVID-19 Board Update

---

[Questions/Comments](#)