

WELCOME

MANSFIELD ISD ATTENDANCE ZONE COMMITTEE FINAL MEETING

Dr. Jim Vaszauskas Center
for Performing Arts



THANK YOU FOR YOUR SERVICE





TONIGHT'S AGENDA

- Quick Review of Capacity & Utilization
- Quick Review of Choice Schools
- Presentation of Attendance Zone Sub-Committee Recommendations
- Discuss Community Meeting Speakers
- Discuss Board Meeting Speakers
- Adjourn



Multi Voting Results

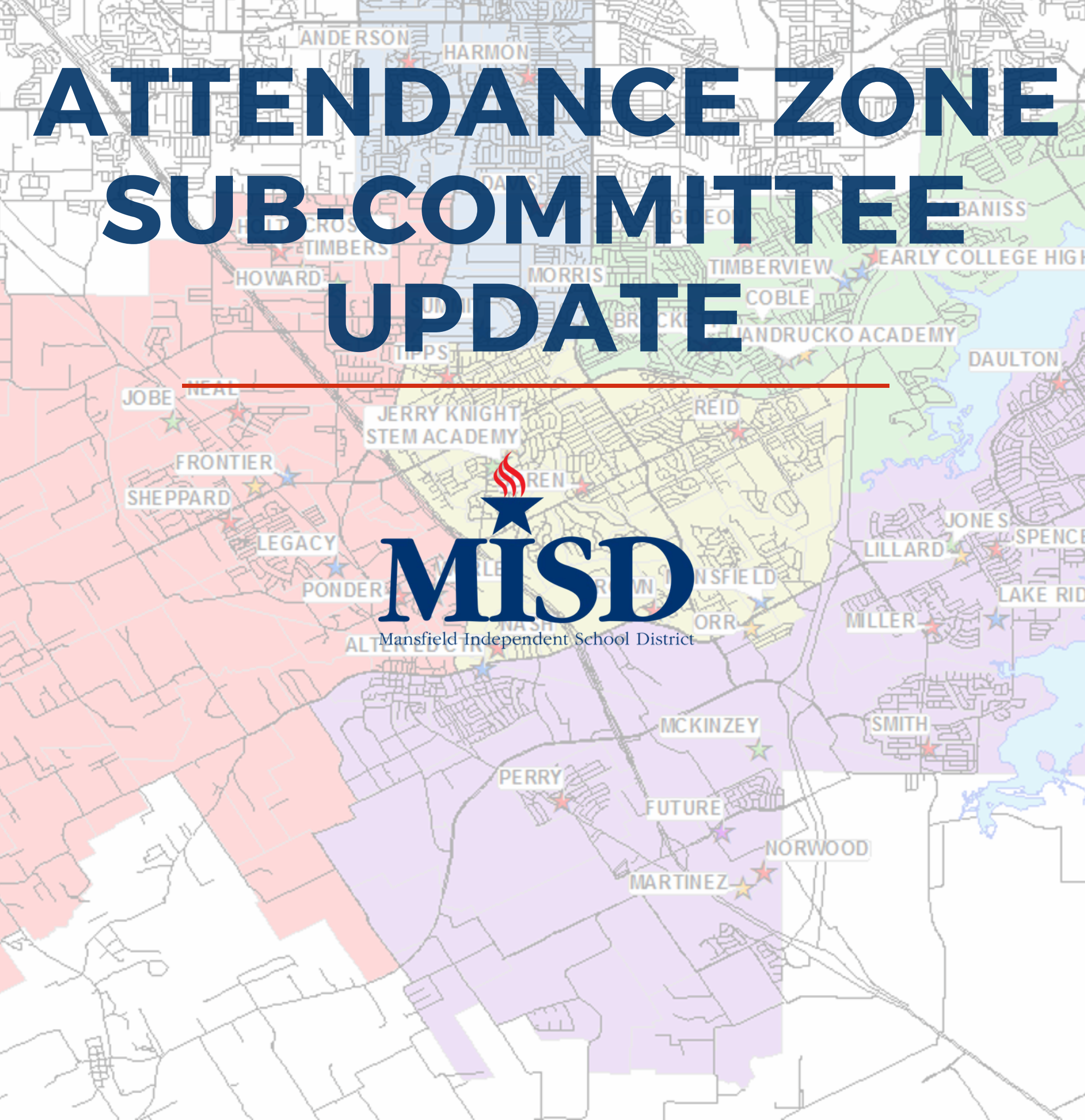
Capacity & Utilization

Repurpose Existing Campuses	56%
Combine Schools	48%
Expand Pre-K and Early Childhood	100%
Utilize Space and HS for Career Tech and Cosmetology Program	95%
Open Enrollment PK – 8th grade	50%
Expand Phoenix Academy	100%

Choice Schools

More Choice Seats	75%
Expand Choice Opportunities	62%
Preserve Integrity of Educational Setting (pay attention to traditional)	64%
Offer more clubs and courses	53%

ATTENDANCE ZONE SUB-COMMITTEE UPDATE

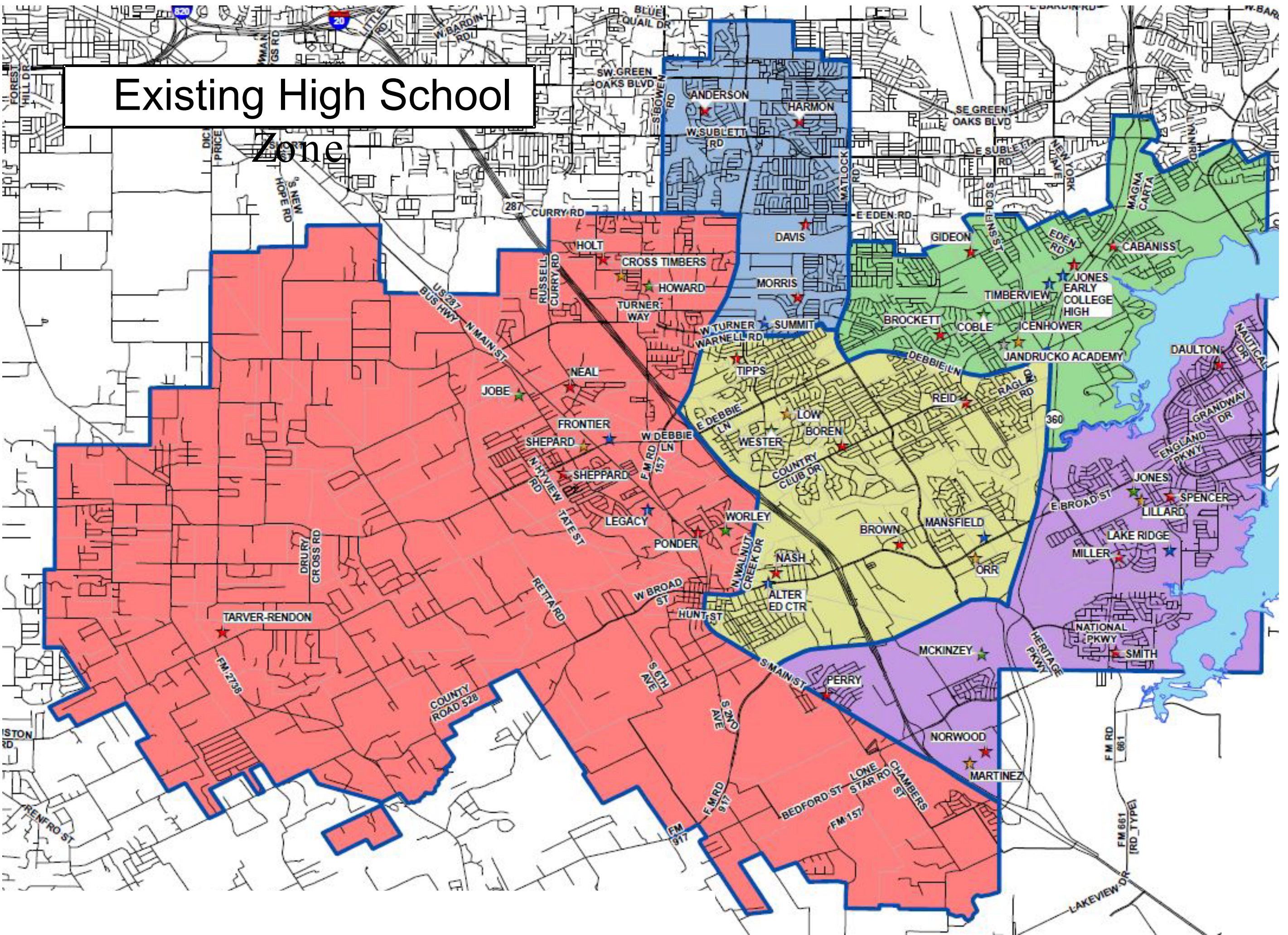


*****Please Note – This map is updated from the 6/7/23 Committee Meeting*****

Existing High School Zone

- LAKE RIDGE
- LEGACY
- MANSFIELD
- SUMMIT
- TIMBERVIEW

- ELEM
- INT
- MID
- HIGH
- OTHER
- FUTURE



Current High School Zone



High School	Current	2023/24	2024/25	2025/26	2026/27	2027/28	2028/29	2029/30	2030/31	2031/32	2032/33	CAPACITY
LAKE RIDGE	2662	2752	2808	2915	3050	2975	3080	3083	3090	3132	3141	2500
LEGACY	2545	2614	2570	2642	2762	2692	2682	2691	2660	2736	2769	2500
MANSFIELD	2634	2511	2387	2218	2106	2191	2317	2451	2583	2589	2613	2500
SUMMIT	1871	1800	1730	1577	1535	1550	1573	1628	1624	1552	1509	2500
TIMBERVIEW	1877	1882	1830	1779	1740	1635	1592	1559	1514	1535	1555	2500

*****Please Note – Due to an error in demographer maps, these numbers may be slightly modified. Staff are working with demographers to update the numbers according to the correct current high school zone map. *****

Current High School Zone



Class	Grades	Current	2023/24	2024/25	2025/26	2026/27	2027/28	2028/29	2029/30	2030/31	2031/32	2032/33	Class Capacity	Locations Needed
Elementary	EE-4	3,600	4,032	4,115	4,319	4,507	4,769	4,933	5,101	5,196	5,283	5,387	800	6.73375
Intermediate	5-6	1,807	1,802	1,770	1,853	1,864	1,940	1,968	2,107	2,234	2,290	2,326	1,000	2.326
Middle School	7-8	1,887	1,857	1,974	1,971	1,962	2,048	2,076	2,118	2,130	2,280	2,419	1,000	2.419
High School	9-12	2,662	2,752	2,808	2,915	3,050	2,975	3,080	3,083	3,090	3,132	3,141	2,500	1.2562
Total Students	EE-12	9,956	10,443	10,667	11,058	11,383	11,732	12,057	12,409	12,650	12,985	13,273		

Class	Grades	Current	2023/24	2024/25	2025/26	2026/27	2027/28	2028/29	2029/30	2030/31	2031/32	2032/33	Class Capacity	Locations Needed
Elementary	EE-4	1,992	2,412	2,465	2,524	2,651	2,743	2,785	2,797	2,818	2,812	2,791	800	3.48875
Intermediate	5-6	1,034	1,005	941	971	1,000	1,041	1,069	1,084	1,086	1,115	1,130	1,000	1.13
Middle School	7-8	1,081	1,066	1,078	1,032	996	1,027	1,015	1,075	1,088	1,104	1,098	1,000	1.098
High School	9-12	2,545	2,614	2,570	2,642	2,762	2,692	2,682	2,691	2,660	2,736	2,769	2,500	1.10744
Total Students	EE-12	6,652	7,097	7,054	7,169	7,409	7,503	7,551	7,647	7,652	7,767	7,788		

Class	Grades	Current	2023/24	2024/25	2025/26	2026/27	2027/28	2028/29	2029/30	2030/31	2031/32	2032/33	Class Capacity	Locations Needed
Elementary	EE-4	2,244	2,519	2,528	2,535	2,505	2,570	2,594	2,592	2,586	2,560	2,517	800	3.14625
Intermediate	5-6	1,009	1,006	1,069	1,087	1,114	1,075	1,035	1,080	1,080	1,064	1,088	1,000	1.088
Middle School	7-8	1,064	883	890	966	1,028	1,036	1,070	1,034	999	1,060	1,054	1,000	1.054
High School	9-12	2,634	2,511	2,387	2,218	2,106	2,191	2,317	2,451	2,583	2,589	2,613	2,500	1.04516
Total Students	EE-12	6,951	6,919	6,874	6,806	6,753	6,872	7,016	7,157	7,248	7,273	7,272		

Class	Grades	Current	2023/24	2024/25	2025/26	2026/27	2027/28	2028/29	2029/30	2030/31	2031/32	2032/33	Class Capacity	Locations Needed
Elementary	EE-4	1,791	1,944	1,916	1,901	1,896	1,934	1,933	1,912	1,907	1,884	1,873	800	2.34125
Intermediate	5-6	607	646	677	680	662	616	615	641	627	602	593	1,000	0.593
Middle School	7-8	758	652	629	714	746	746	718	653	652	680	659	1,000	0.659
High School	9-12	1,871	1,800	1,730	1,577	1,535	1,550	1,573	1,628	1,624	1,552	1,509	2,500	0.60348
Total Students	EE-12	5,027	5,042	4,952	4,872	4,839	4,846	4,839	4,834	4,810	4,718	4,634		

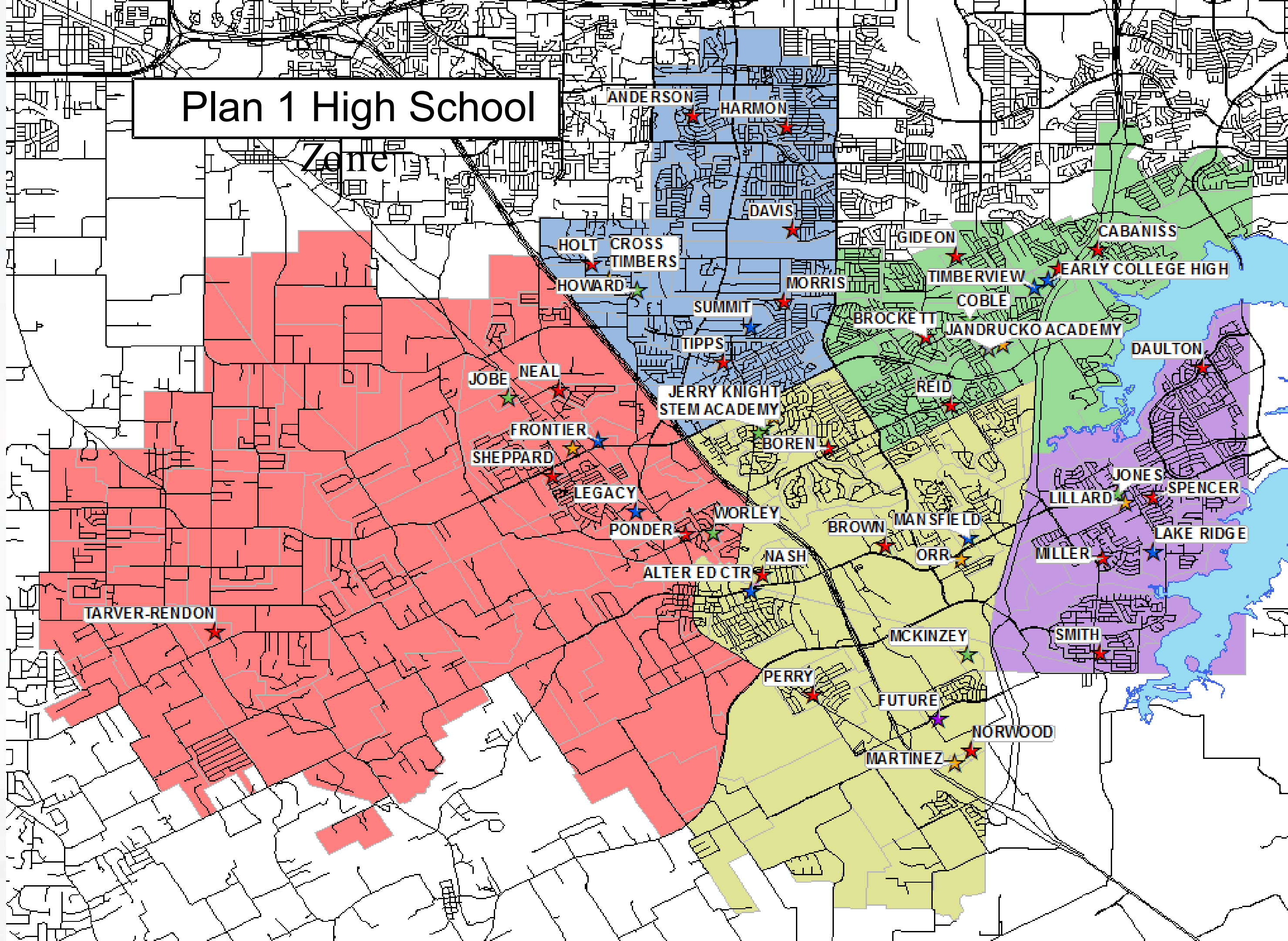
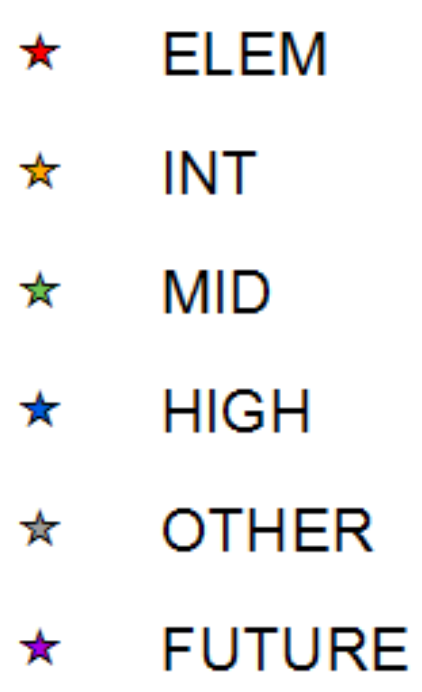
Class	Grades	Current	2023/24	2024/25	2025/26	2026/27	2027/28	2028/29	2029/30	2030/31	2031/32	2032/33	Class Capacity	Locations Needed
Elementary	EE-4	1,843	1,695	1,708	1,715	1,734	1,746	1,735	1,739	1,737	1,717	1,696	800	2.12
Intermediate	5-6	745	697	666	686	686	678	710	710	695	710	710	1,000	0.71
Middle School	7-8	857	807	799	746	717	740	738	740	767	766	751	1,000	0.751
High School	9-12	1,877	1,882	1,830	1,779	1,740	1,635	1,592	1,559	1,514	1,535	1,555	2,500	0.62192
Total Students	EE-12	5,322	5,081	5,003	4,926	4,877	4,799	4,775	4,748	4,713	4,728	4,712		

- LAKE RIDGE
- LEGACY
- MANSFIELD
- SUMMIT
- TIMBERVIEW

*****Please Note – Due to an error in demographer maps, these numbers may be slightly modified. Staff are working with demographers to update the numbers according to the correct current high school zone map. *****

Plan 1 High School

Zone




Current High School Zone

High School	Current	2023/24	2024/25	2025/26	2026/27	2027/28	2028/29	2029/30	2030/31	2031/32	2032/33	CAPACITY
LAKE RIDGE	2662	2752	2808	2915	3050	2975	3080	3083	3090	3132	3141	2500
LEGACY	2545	2614	2570	2642	2762	2692	2682	2691	2660	2736	2769	2500
MANSFIELD	2634	2511	2387	2218	2106	2191	2317	2451	2583	2589	2613	2500
SUMMIT	1871	1800	1730	1577	1535	1550	1573	1628	1624	1552	1509	2500
TIMBERVIEW	1877	1882	1830	1779	1740	1635	1592	1559	1514	1535	1555	2500

Plan 1 High School Zone

High School	Current	2023/24	2024/25	2025/26	2026/27	2027/28	2028/29	2029/30	2030/31	2031/32	2032/33	CAPACITY
LAKE RIDGE	2399	2413	2428	2466	2502	2381	2406	2351	2335	2341	2328	2500
LEGACY	2494	2346	2309	2377	2493	2465	2469	2500	2462	2539	2568	2500
MANSFIELD	1848	1812	1791	1771	1812	1881	2028	2143	2248	2286	2324	2500
SUMMIT	2717	2598	2489	2299	2226	2248	2284	2366	2390	2329	2294	2500
TIMBERVIEW	2371	2128	2060	1973	1922	1845	1829	1820	1801	1819	1843	2500


Plan 1 High School Zone

 LAKE RIDGE


Class	Grades	Current	2023/24	2024/25	2025/26	2026/27	2027/28	2028/29	2029/30	2030/31	2031/32	2032/33	Class Capacity	Locations Needed
Elementary	EE-4	2,319	2,501	2,495	2,511	2,545	2,605	2,644	2,639	2,633	2,600	2,566	800	3.2075
Intermediate	5-6	1,050	1,020	1,017	1,031	1,000	982	964	1,015	1,047	1,054	1,062	1,000	1.062
Middle School	7-8	1,156	1,108	1,120	1,099	1,107	1,143	1,105	1,060	1,037	1,096	1,133	1,000	1.133
High School	9-12	2,399	2,413	2,428	2,466	2,502	2,381	2,406	2,351	2,335	2,341	2,328	2,500	0.9312
Total Students	EE-12	6,924	7,042	7,060	7,107	7,154	7,111	7,119	7,065	7,052	7,091	7,089		

 LEGACY


Class	Grades	Current	2023/24	2024/25	2025/26	2026/27	2027/28	2028/29	2029/30	2030/31	2031/32	2032/33	Class Capacity	Locations Needed
Elementary	EE-4	1,740	2,128	2,165	2,230	2,338	2,455	2,521	2,560	2,587	2,587	2,573	800	3.21625
Intermediate	5-6	911	874	810	840	867	926	958	981	986	1,015	1,032	1,000	1.032
Middle School	7-8	956	945	960	912	876	919	921	996	1,007	1,023	1,019	1,000	1.019
High School	9-12	2,623	2,466	2,427	2,497	2,613	2,581	2,581	2,611	2,572	2,651	2,681	2,500	1.0724
Total Students	EE-12	6,230	6,413	6,362	6,479	6,694	6,881	6,981	7,148	7,152	7,276	7,305		

 MANSFIELD

Class	Grades	Current	2023/24	2024/25	2025/26	2026/27	2027/28	2028/29	2029/30	2030/31	2031/32	2032/33	Class Capacity	Locations Needed
Elementary	EE-4	2,587	2,996	3,079	3,283	3,431	3,646	3,766	3,904	3,991	4,085	4,191	800	5.23875
Intermediate	5-6	1,371	1,395	1,408	1,493	1,562	1,620	1,636	1,743	1,838	1,876	1,916	1,000	1.916
Middle School	7-8	1,356	1,260	1,372	1,440	1,475	1,521	1,602	1,648	1,659	1,786	1,883	1,000	1.883
High School	9-12	1,848	1,812	1,791	1,771	1,812	1,881	2,028	2,143	2,248	2,286	2,324	2,500	0.9296
Total Students	EE-12	7,162	7,463	7,650	7,987	8,280	8,668	9,032	9,438	9,736	10,033	10,314		

 SUMMIT

Class	Grades	Current	2023/24	2024/25	2025/26	2026/27	2027/28	2028/29	2029/30	2030/31	2031/32	2032/33	Class Capacity	Locations Needed
Elementary	EE-4	2,550	2,790	2,777	2,743	2,734	2,782	2,776	2,752	2,743	2,720	2,704	800	3.38
Intermediate	5-6	951	984	1,030	1,038	1,023	953	938	979	962	935	925	1,000	0.925
Middle School	7-8	1,109	949	923	1,025	1,068	1,071	1,041	957	946	988	965	1,000	0.965
High School	9-12	2,588	2,478	2,371	2,179	2,106	2,132	2,172	2,255	2,280	2,217	2,181	2,500	0.8724
Total Students	EE-12	7,198	7,201	7,101	6,985	6,931	6,938	6,927	6,943	6,931	6,860	6,775		

 TIMBERVIEW

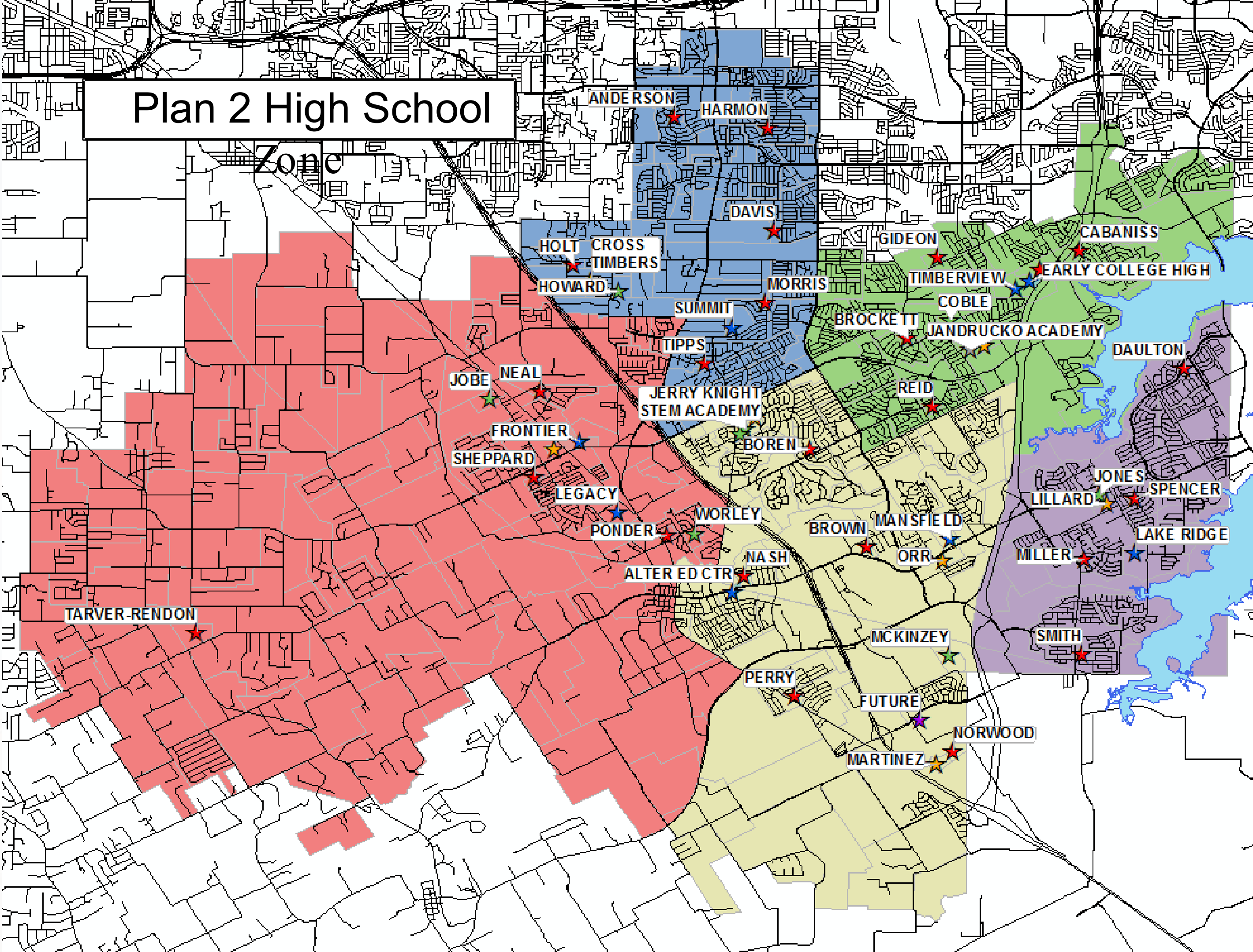
Class	Grades	Current	2023/24	2024/25	2025/26	2026/27	2027/28	2028/29	2029/30	2030/31	2031/32	2032/33	Class Capacity	Locations Needed
Elementary	EE-4	2,274	2,187	2,216	2,227	2,245	2,274	2,273	2,286	2,290	2,264	2,230	800	2.7875
Intermediate	5-6	919	883	858	875	874	869	901	904	889	901	912	1,000	0.912
Middle School	7-8	1,070	1,003	995	953	923	943	948	959	987	997	981	1,000	0.981
High School	9-12	2,371	2,128	2,060	1,973	1,922	1,845	1,829	1,820	1,801	1,819	1,843	2,500	0.7372
Total Students	EE-12	6,634	6,201	6,129	6,028	5,964	5,931	5,951	5,969	5,967	5,981	5,966		

Plan 2 High School

Zone

- LAKE RIDGE
- LEGACY
- MANSFIELD
- SUMMIT
- TIMBERVIEW

- ELEM
- INT
- MID
- HIGH
- OTHER
- FUTURE




Current High School Zone

High School	Current	2023/24	2024/25	2025/26	2026/27	2027/28	2028/29	2029/30	2030/31	2031/32	2032/33	CAPACITY
LAKE RIDGE	2662	2752	2808	2915	3050	2975	3080	3083	3090	3132	3141	2500
LEGACY	2545	2614	2570	2642	2762	2692	2682	2691	2660	2736	2769	2500
MANSFIELD	2634	2511	2387	2218	2106	2191	2317	2451	2583	2589	2613	2500
SUMMIT	1871	1800	1730	1577	1535	1550	1573	1628	1624	1552	1509	2500
TIMBERVIEW	1877	1882	1830	1779	1740	1635	1592	1559	1514	1535	1555	2500

Plan 2 High School Zone

High School	Current	2023/24	2024/25	2025/26	2026/27	2027/28	2028/29	2029/30	2030/31	2031/32	2032/33	CAPACITY
LAKE RIDGE	2399	2413	2428	2466	2502	2381	2406	2351	2335	2341	2328	2500
LEGACY	2623	2466	2427	2497	2613	2581	2581	2611	2572	2651	2681	2500
MANSFIELD	1848	1812	1791	1771	1812	1881	2028	2143	2248	2286	2324	2500
SUMMIT	2588	2478	2371	2179	2106	2132	2172	2255	2280	2217	2181	2500
TIMBERVIEW	2371	2128	2060	1973	1922	1845	1829	1820	1801	1819	1843	2500


Plan 2 High School Zone

 LAKE RIDGE


Class	Grades	Current	2023/24	2024/25	2025/26	2026/27	2027/28	2028/29	2029/30	2030/31	2031/32	2032/33	Class Capacity	Locations Needed
Elementary	EE-4	2,319	2,501	2,495	2,511	2,545	2,605	2,644	2,639	2,633	2,600	2,566	800	3.2075
Intermediate	5-6	1,050	1,020	1,017	1,031	1,000	982	964	1,015	1,047	1,054	1,062	1,000	1.062
Middle School	7-8	1,156	1,108	1,120	1,099	1,107	1,143	1,105	1,060	1,037	1,096	1,133	1,000	1.133
High School	9-12	2,399	2,413	2,428	2,466	2,502	2,381	2,406	2,351	2,335	2,341	2,328	2,500	0.9312
Total Students	EE-12	6,924	7,042	7,060	7,107	7,154	7,111	7,119	7,065	7,052	7,091	7,089		

 LEGACY


Class	Grades	Current	2023/24	2024/25	2025/26	2026/27	2027/28	2028/29	2029/30	2030/31	2031/32	2032/33	Class Capacity	Locations Needed
Elementary	EE-4	1,816	2,215	2,257	2,321	2,428	2,546	2,614	2,655	2,683	2,683	2,668	800	3.335
Intermediate	5-6	959	919	851	881	907	967	999	1,022	1,027	1,058	1,076	1,000	1.076
Middle School	7-8	1,020	1,008	1,024	969	927	970	970	1,047	1,058	1,074	1,070	1,000	1.07
High School	9-12	2,623	2,466	2,427	2,497	2,613	2,581	2,581	2,611	2,572	2,651	2,681	2,500	1.0724
Total Students	EE-12	6,418	6,608	6,559	6,668	6,875	7,064	7,164	7,335	7,340	7,466	7,495		

 MANSFIELD

Class	Grades	Current	2023/24	2024/25	2025/26	2026/27	2027/28	2028/29	2029/30	2030/31	2031/32	2032/33	Class Capacity	Locations Needed
Elementary	EE-4	2,587	2,996	3,079	3,283	3,431	3,646	3,766	3,904	3,991	4,085	4,191	800	5.23875
Intermediate	5-6	1,371	1,395	1,408	1,493	1,562	1,620	1,636	1,743	1,838	1,876	1,916	1,000	1.916
Middle School	7-8	1,356	1,260	1,372	1,440	1,475	1,521	1,602	1,648	1,659	1,786	1,883	1,000	1.883
High School	9-12	1,848	1,812	1,791	1,771	1,812	1,881	2,028	2,143	2,248	2,286	2,324	2,500	0.9296
Total Students	EE-12	7,162	7,463	7,650	7,987	8,280	8,668	9,032	9,438	9,736	10,033	10,314		

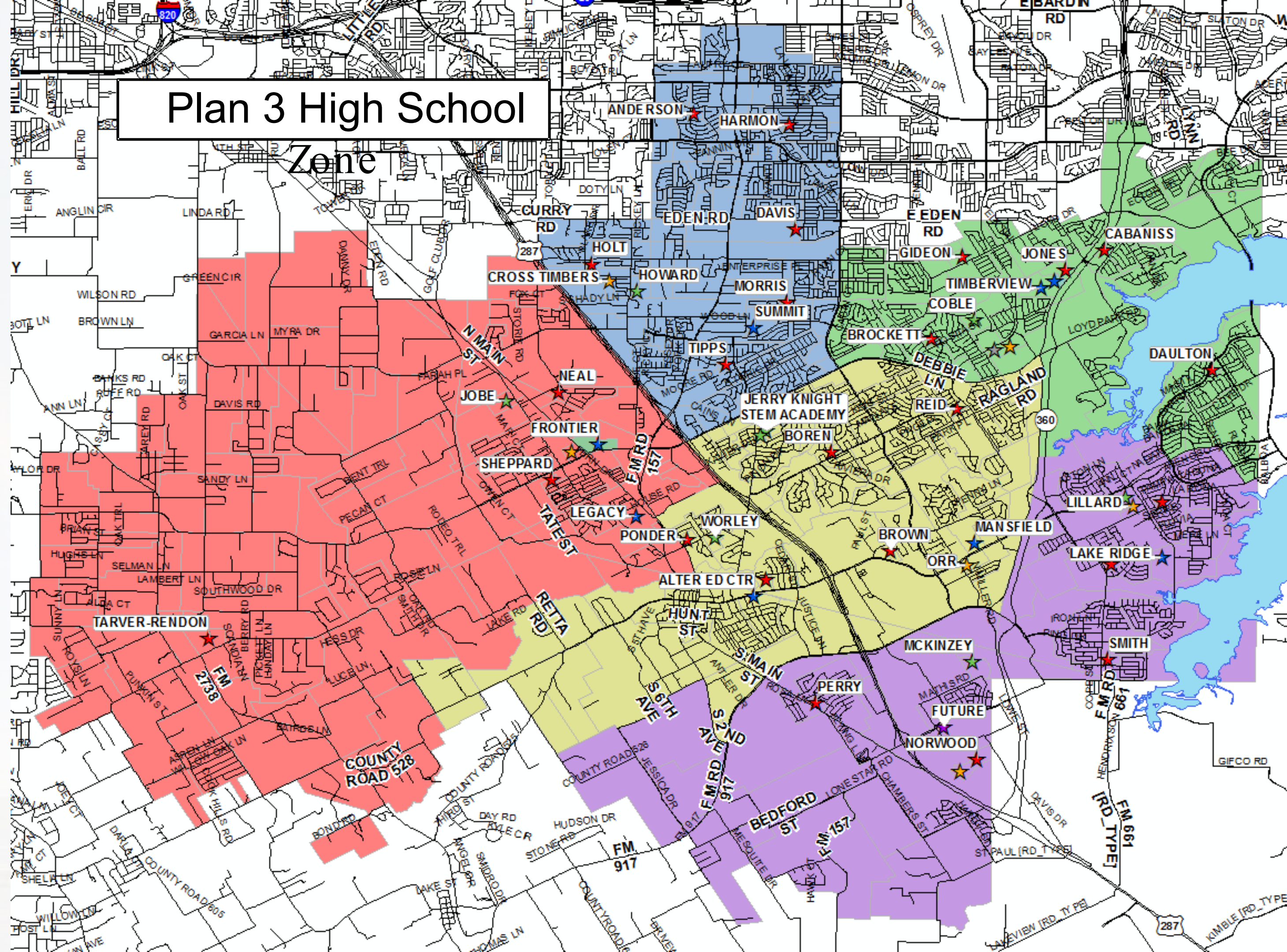
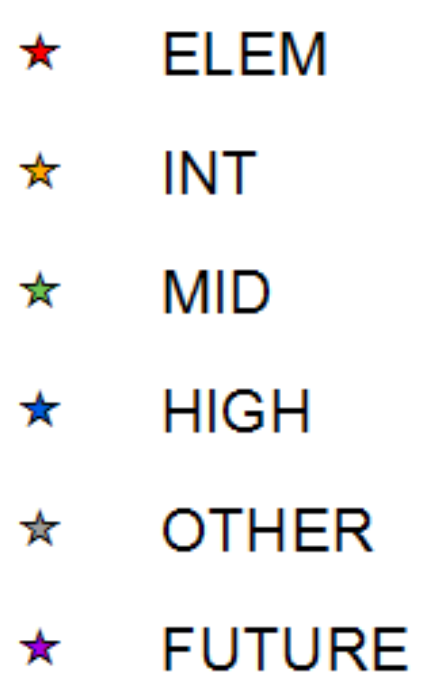
 SUMMIT

Class	Grades	Current	2023/24	2024/25	2025/26	2026/27	2027/28	2028/29	2029/30	2030/31	2031/32	2032/33	Class Capacity	Locations Needed
Elementary	EE-4	2,474	2,703	2,685	2,652	2,644	2,691	2,683	2,657	2,647	2,624	2,609	800	3.26125
Intermediate	5-6	903	939	989	997	983	912	897	938	921	892	881	1,000	0.881
Middle School	7-8	1,045	886	859	968	1,017	1,020	992	906	895	937	914	1,000	0.914
High School	9-12	2,588	2,478	2,371	2,179	2,106	2,132	2,172	2,255	2,280	2,217	2,181	2,500	0.8724
Total Students	EE-12	7,010	7,006	6,904	6,796	6,750	6,755	6,744	6,756	6,743	6,670	6,585		

 TIMBERVIEW

Class	Grades	Current	2023/24	2024/25	2025/26	2026/27	2027/28	2028/29	2029/30	2030/31	2031/32	2032/33	Class Capacity	Locations Needed
Elementary	EE-4	2,274	2,187	2,216	2,227	2,245	2,274	2,273	2,286	2,290	2,264	2,230	800	2.7875
Intermediate	5-6	919	883	858	875	874	869	901	904	889	901	912	1,000	0.912
Middle School	7-8	1,070	1,003	995	953	923	943	948	959	987	997	981	1,000	0.981
High School	9-12	2,371	2,128	2,060	1,973	1,922	1,845	1,829	1,820	1,801	1,819	1,843	2,500	0.7372
Total Students	EE-12	6,634	6,201	6,129	6,028	5,964	5,931	5,951	5,969	5,967	5,981	5,966		

Plan 3 High School Zone




Current High School Zone

High School	Current	2023/24	2024/25	2025/26	2026/27	2027/28	2028/29	2029/30	2030/31	2031/32	2032/33	CAPACITY
LAKE RIDGE	2662	2752	2808	2915	3050	2975	3080	3083	3090	3132	3141	2500
LEGACY	2545	2614	2570	2642	2762	2692	2682	2691	2660	2736	2769	2500
MANSFIELD	2634	2511	2387	2218	2106	2191	2317	2451	2583	2589	2613	2500
SUMMIT	1871	1800	1730	1577	1535	1550	1573	1628	1624	1552	1509	2500
TIMBERVIEW	1877	1882	1830	1779	1740	1635	1592	1559	1514	1535	1555	2500


Plan 3 High School Zone

High School	Current	2023/24	2024/25	2025/26	2026/27	2027/28	2028/29	2029/30	2030/31	2031/32	2032/33	CAPACITY
LAKE RIDGE	2028	2073	2114	2207	2331	2267	2348	2348	2366	2407	2420	2500
LEGACY	2094	1967	1941	1995	2087	2028	2017	2032	2003	2070	2094	2500
MANSFIELD	2321	2204	2117	1999	1938	2046	2173	2290	2385	2393	2415	2500
SUMMIT	2717	2598	2489	2299	2226	2248	2284	2366	2390	2329	2294	2500
TIMBERVIEW	2500	2300	2264	2228	2209	2078	2049	2004	1958	1976	1994	2500


Plan 3 High School Zone

 LAKE RIDGE


Class	Grades	Current	2023/24	2024/25	2025/26	2026/27	2027/28	2028/29	2029/30	2030/31	2031/32	2032/33	Class Capacity	Locations Needed
Elementary	EE-4	2,639	2,968	3,051	3,222	3,400	3,585	3,729	3,890	3,988	4,100	4,230	800	5.2875
Intermediate	5-6	1,413	1,380	1,330	1,410	1,431	1,502	1,529	1,639	1,759	1,819	1,843	1,000	1.843
Middle School	7-8	1,465	1,437	1,557	1,538	1,515	1,577	1,607	1,652	1,672	1,793	1,929	1,000	1.929
High School	9-12	2,028	2,073	2,114	2,207	2,331	2,267	2,348	2,348	2,366	2,407	2,420	2,500	0.968
Total Students	EE-12	7,545	7,858	8,052	8,377	8,677	8,931	9,213	9,529	9,785	10,119	10,422		

 LEGACY


Class	Grades	Current	2023/24	2024/25	2025/26	2026/27	2027/28	2028/29	2029/30	2030/31	2031/32	2032/33	Class Capacity	Locations Needed
Elementary	EE-4	1,404	1,729	1,761	1,794	1,864	1,911	1,952	1,977	2,003	1,998	1,984	800	2.48
Intermediate	5-6	821	770	702	720	734	758	772	778	783	814	825	1,000	0.825
Middle School	7-8	819	810	824	754	704	719	692	749	757	761	762	1,000	0.762
High School	9-12	2,094	1,967	1,941	1,995	2,087	2,028	2,017	2,032	2,003	2,070	2,094	2,500	0.8376
Total Students	EE-12	5,138	5,276	5,228	5,263	5,389	5,416	5,433	5,536	5,546	5,643	5,665		

 MANSFIELD

Class	Grades	Current	2023/24	2024/25	2025/26	2026/27	2027/28	2028/29	2029/30	2030/31	2031/32	2032/33	Class Capacity	Locations Needed
Elementary	EE-4	2,399	2,775	2,794	2,847	2,875	3,020	3,058	3,053	3,040	3,000	2,940	800	3.675
Intermediate	5-6	993	1,049	1,107	1,131	1,168	1,187	1,182	1,236	1,236	1,215	1,251	1,000	1.251
Middle School	7-8	1,105	981	990	1,085	1,150	1,182	1,248	1,249	1,229	1,301	1,288	1,000	1.288
High School	9-12	2,321	2,204	2,117	1,999	1,938	2,046	2,173	2,290	2,385	2,393	2,415	2,500	0.966
Total Students	EE-12	6,818	7,009	7,008	7,062	7,131	7,435	7,661	7,828	7,890	7,909	7,894		

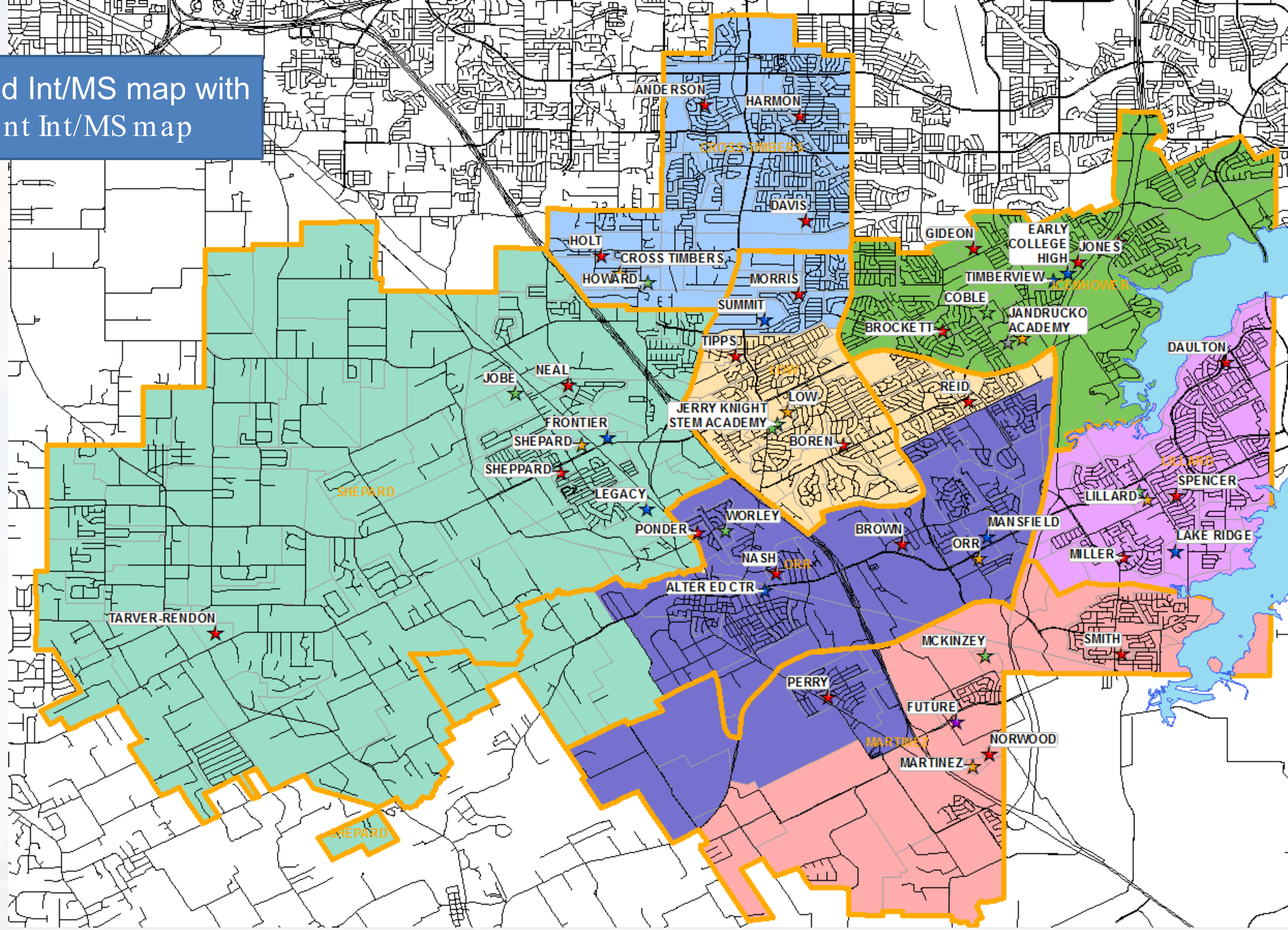
 SUMMIT

Class	Grades	Current	2023/24	2024/25	2025/26	2026/27	2027/28	2028/29	2029/30	2030/31	2031/32	2032/33	Class Capacity	Locations Needed
Elementary	EE-4	2,550	2,790	2,777	2,743	2,734	2,782	2,776	2,752	2,743	2,720	2,704	800	3.38
Intermediate	5-6	951	984	1,030	1,038	1,023	953	938	979	962	935	925	1,000	0.925
Middle School	7-8	1,109	949	923	1,025	1,068	1,071	1,041	957	946	988	965	1,000	0.965
High School	9-12	2,717	2,598	2,489	2,299	2,226	2,248	2,284	2,366	2,390	2,329	2,294	2,500	0.9176
Total Students	EE-12	7,327	7,321	7,219	7,105	7,051	7,054	7,039	7,054	7,041	6,972	6,888		

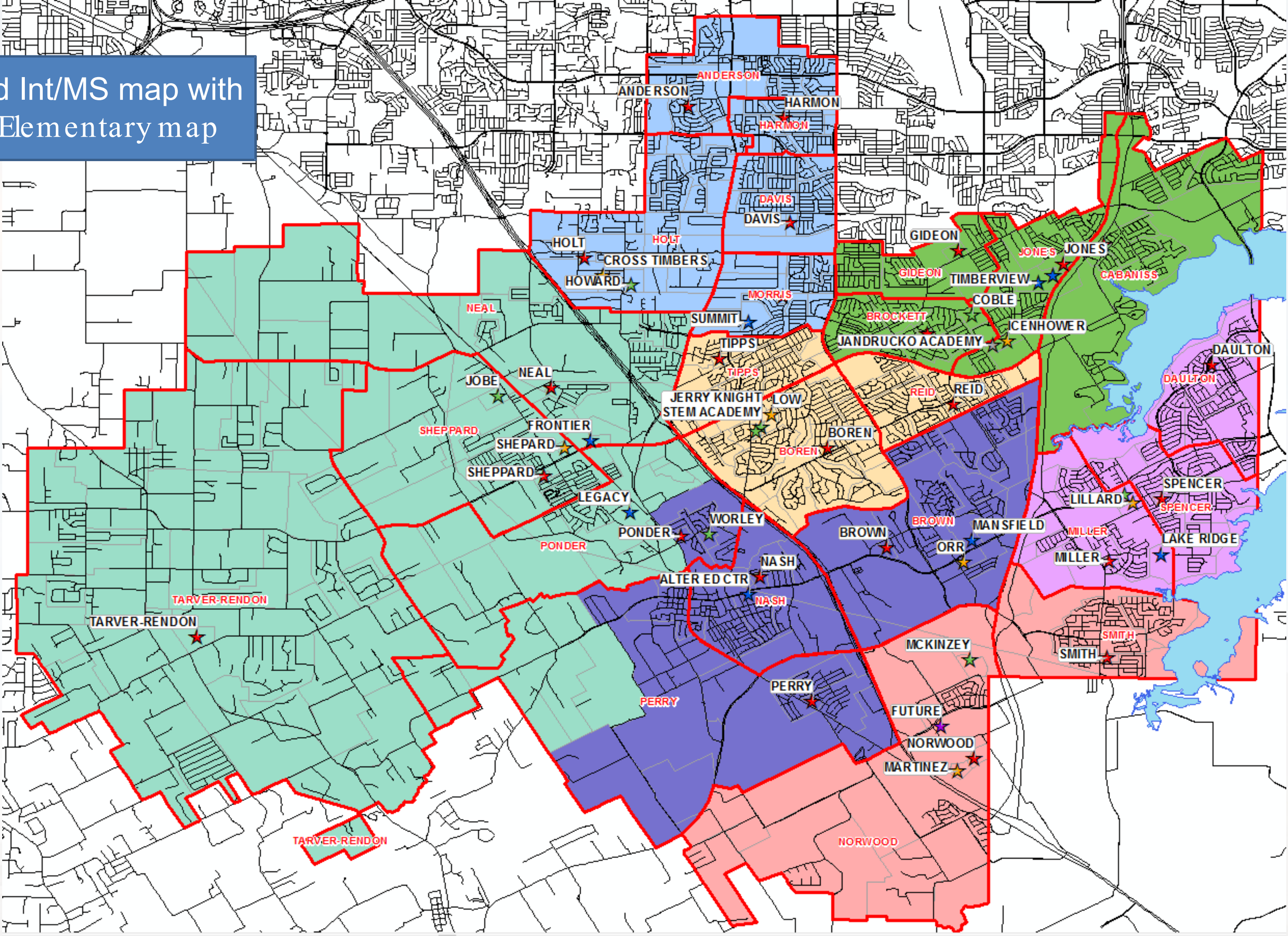
 TIMBERVIEW

Class	Grades	Current	2023/24	2024/25	2025/26	2026/27	2027/28	2028/29	2029/30	2030/31	2031/32	2032/33	Class Capacity	Locations Needed
Elementary	EE-4	2,478	2,340	2,349	2,388	2,420	2,464	2,465	2,469	2,470	2,438	2,406	800	3.0075
Intermediate	5-6	1,024	973	954	978	970	950	976	990	982	998	1,003	1,000	1.003
Middle School	7-8	1,149	1,088	1,076	1,027	1,012	1,048	1,029	1,013	1,032	1,047	1,037	1,000	1.037
High School	9-12	2,500	2,300	2,264	2,228	2,209	2,078	2,049	2,004	1,958	1,976	1,994	2,500	0.7976
Total Students	EE-12	7,151	6,701	6,643	6,621	6,611	6,540	6,519	6,476	6,442	6,459	6,440		

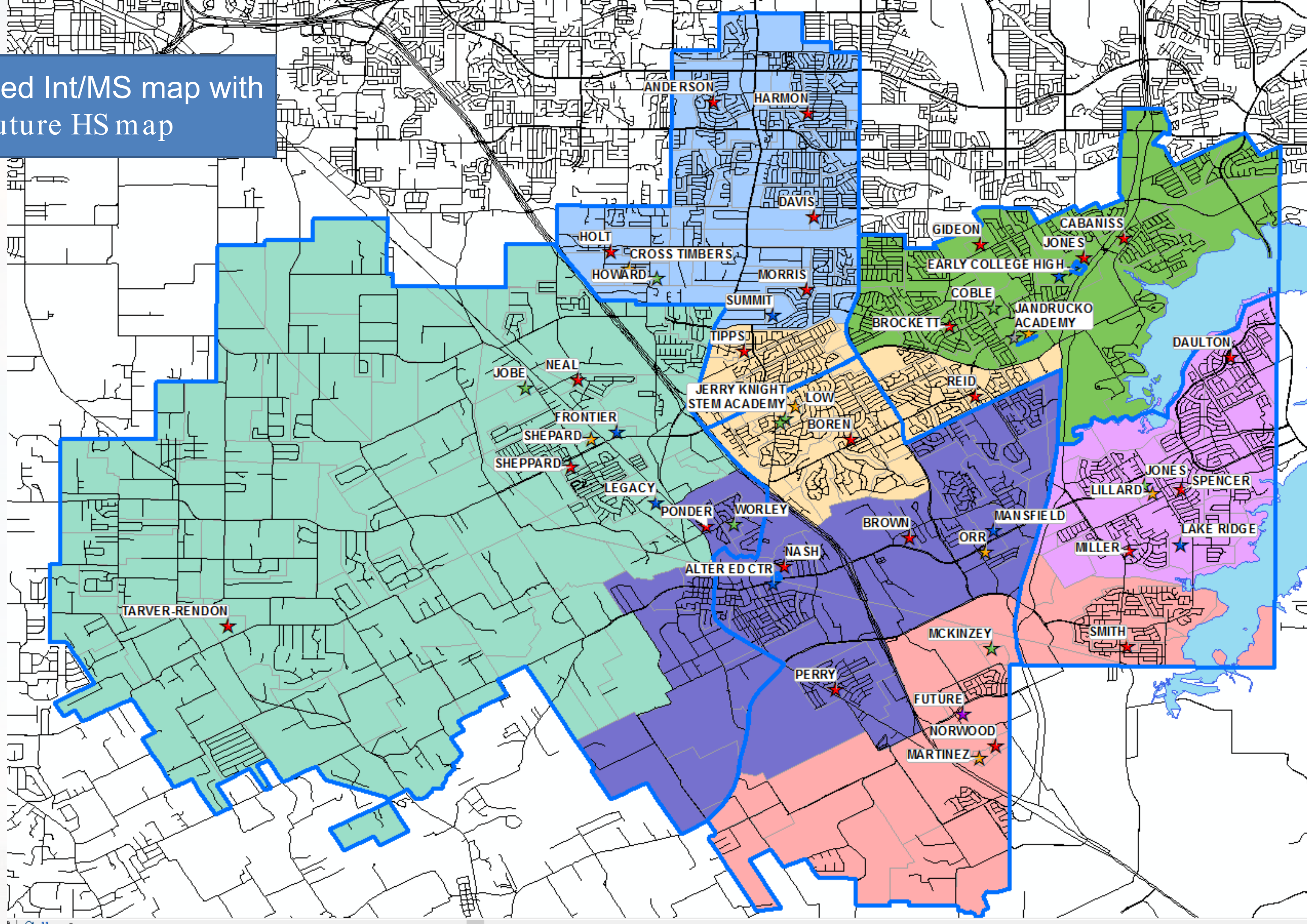
Proposed Int/MS map with current Int/MS map



Proposed Int/MS map with current Elementary map



Proposed Int/MS map with future HS map



MANSFIELD ISD

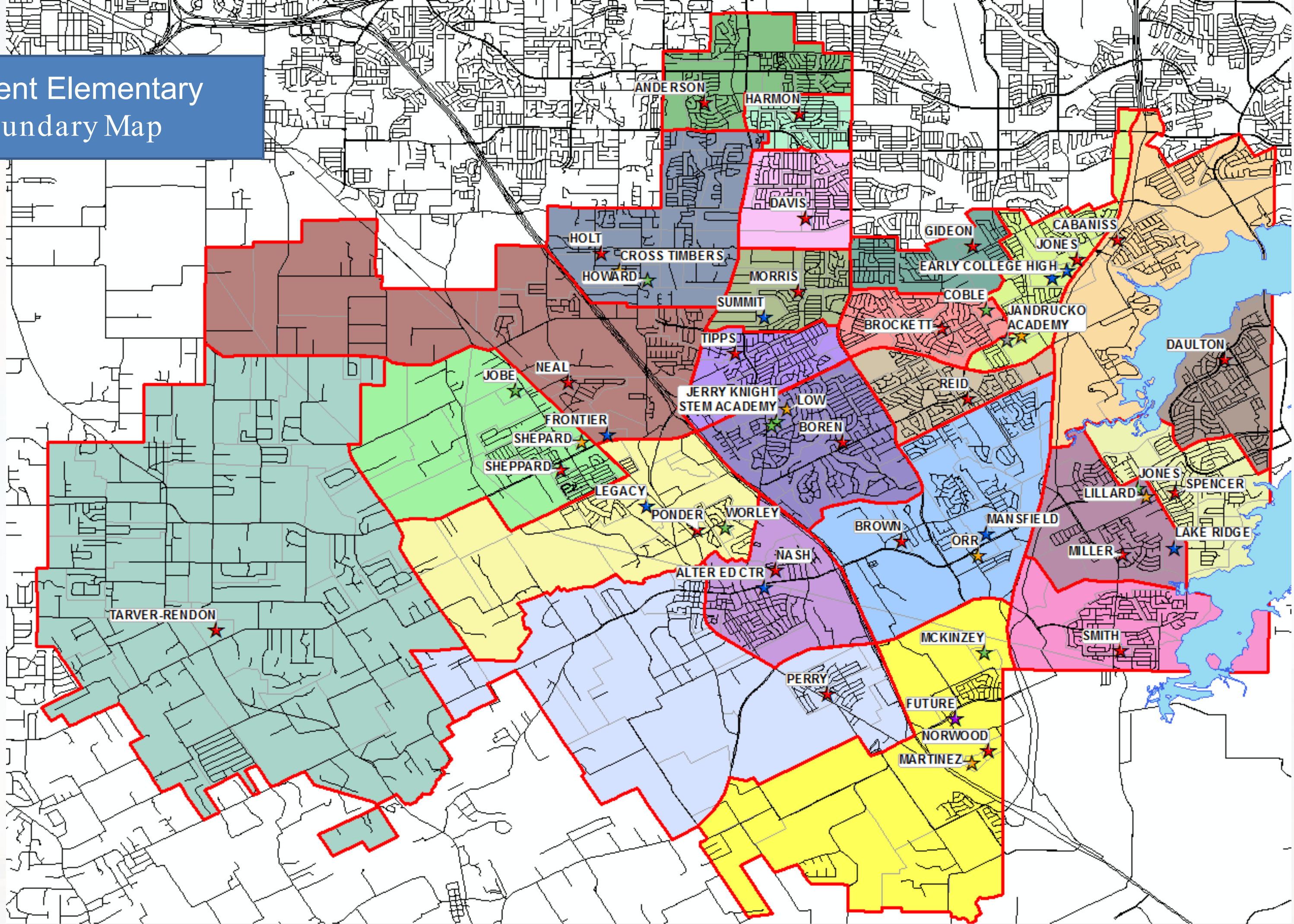
Plan 1 Intermediate School Forecast Report

SCHOOL	CAPACITY	2022/23	2023/24	2024/25	2025/26	2026/27	2027/28	2028/29	2029/30	2030/31	2031/32	2032/33
CROSS TIMBERS	1,000	696	747	782	785	764	710	712	741	724	696	685
ICENHOWER	1,000	745	697	666	686	686	678	710	710	695	710	710
LILLARD	1,000	773	763	788	793	766	732	713	755	771	774	786
LOW	1,000	723	696	743	751	769	731	691	726	726	715	726
MARTINEZ	1,200	784	754	698	757	786	852	871	924	1,002	1,039	1,043
ORR	1,000	588	650	667	696	719	769	799	857	890	900	936
SHEPARD	1,000	893	849	779	809	836	878	901	909	914	947	961
TOTAL	7,200	5,202	5,156	5,123	5,277	5,326	5,350	5,397	5,622	5,722	5,781	5,847

Plan 1 Middle School / Junior High Forecast Report (7-8)

SCHOOL	CAPACITY	2022/23	2023/24	2024/25	2025/26	2026/27	2027/28	2028/29	2029/30	2030/31	2031/32	2032/33
COBLE	1,000	857	807	799	746	717	740	738	740	767	766	751
HOWARD	1,100	836	725	698	794	827	827	795	724	725	755	732
JOBE	1,000	909	906	922	860	819	848	833	894	904	912	911
JONES	1,000	853	821	802	804	843	872	828	775	752	799	816
MCKINZEY	1,200	760	746	855	833	789	815	845	897	914	975	1,059
WESTER	1,000	845	682	683	730	783	794	817	775	739	784	783
WORLEY	1,100	587	578	611	662	671	701	761	815	835	899	929
TOTAL	7,400	5,647	5,265	5,370	5,429	5,449	5,597	5,617	5,620	5,636	5,890	5,981

Current Elementary Boundary Map



Meeting Schedule

Community Meeting

June 22nd

6:00-8:00 PM

Dr. Jim Vaszauskas Center
for Performing Arts



Mansfield Independent School District




MISD

A Great Place To
LIVE LEARN & TEACH

