





Mansfield ISD District Scorecard

2021-2026

1. Vision 2030 Guiding Statements									
#	Key Strategic Measure	5 Year Goal	Base Line 20-21	Actual Data					Status
				21-22	22-23	23-24	24-25	25-26	
1.1	% Reading on level by start of 3 rd grade	82%		73%	72%				
1.2	% of students mastering Algebra 2	80%	69%	76%	77%				
1.3	% of students graduating Life Ready	80%		58%	76%				
1.4	% of students graduating College and/or Career Ready	88%		63%	70.4%				
2. Curriculum, Instruction & Accountability									
#	Key Strategic Measure	5 Year Goal	Base Line 20-21	Actual Data					Status
				21-22	22-23	23-24	24-25	25-26	
2.1	% of 4 th /6 th /8 th gr students on/above level per MAP Reading	70%	62%	61%	61%				
2.2	% of 4 th /6 th /8 th gr students on/above level per MAP Math	70%	59%	57%	56%				
2.3	% Completing Student Scorecard	80%		74%	*				
*Data not available due to cybersecurity incident.									
3. Student Services									
#	Key Strategic Measure	5 Year Goal	Base Line 20-21	Actual Data					Status
				21-22	22-23	23-24	24-25	25-26	
3.1	% Students in Extra/Co-curricular Activities	90%	77%	68%	68%				
3.2	Student Survey-% Satisfied	70%	60%	50%	59%				
3.3	% Out of Placement (ISS/OSS/DAEP)	15%		11%	11%				
4. Technology									
#	Key Strategic Measure	5 Year Goal	Base Line 20-21	Actual Data					Status
				21-22	22-23	23-24	24-25	25-26	
4.1	% Critical Systems Scheduled Uptime	98%	99%	99.8%	95.6%				
4.2	% Work Orders Completed within 7 Business Days	80%	63%	81.5%	80.5%				
4.3	Cybersecurity: Uncompromised End-Points	99%	99%	99.8%	99.78%				
5. Human Resources									
#	Key Strategic Measure	5 Year Goal	Base Line 20-21	Actual Data					Status
				21-22	22-23	23-24	24-25	25-26	
5.1	% Teacher Retention Rate	90%	89.6%	86.7%	82.9%				
5.2	Teaching staff reflects diversity of student population - % Gap	≤ 10%	14.9%	14.1%	13.7%				
5.3	Staff Survey - % Satisfied	85%	80%	75%	79%				
6. Communications & Marketing									
#	Key Strategic Measure	5 Year Goal	Base Line 20-21	Actual Data					Status
				21-22	22-23	23-24	24-25	25-26	
6.1	# MISD Positive Publicity Media Hits	1464	970	1,276	2,063				
6.2	ACE Summer Rd & Math Progress %	90%		85%/95%	80%/93%				
6.3	Revenue Generated	\$4,000,000	\$3,126,571	\$3,466,915	\$3,692,885				
7. Facilities & Operations									
#	Key Strategic Measure	5 Year Goal	Base Line 20-21	Actual Data					Status
				21-22	22-23	23-24	24-25	25-26	
7.1	% of Work Orders Completed within 5 Business Days	83%	78%	80%	79.3%				
7.2	% of Workers Compensation Claims Filed	6.75%	8%	5.8%	8.1%				
7.3	% of Student Meal Participation	65%	60%	74%	69%				
8. Business & Finance									
#	Key Strategic Measure	5 Year Goal	Base Line 20-21	Actual Data					Status
				21-22	22-23	23-24	24-25	25-26	
8.1	Highest rating on FIRST	Superior	Superior	Superior	Superior				
8.2	Clean Financial Audit	Unqualified Opinion	Unqualified Opinion	Unqualified Opinion	Unqualified Opinion				
8.3	Trainings Provided to District Personnel	15	8	8	19				
9. Safety & Security									
#	Key Strategic Measure	5 Year Goal	Base Line 20-21	Actual Data					Status
				21-22	22-23	23-24	24-25	25-26	
9.1	% Police Presentations Per Month	95%	63%	112%	109%				
9.2	% District Physical Security Audit	94%			90%				
9.3	% Police Force Meeting TCOLE Standards	100%	100%	100%	100%				

 Met or Exceeded 5 Year Goal	 On Track Towards Meeting Goal with a Positive Trend	 Did Not Achieve Yearly Goal-Improvement Effort Suggested	 Current Progress Did Not Achieve Goal-Improvement Effort Required
--	---	--	---