

Name: _____

Week of November 2, 2009

Weekly Homework

Complete this entire packet and return it by Friday.

- Spelling Word Practice

Below are some ways to practice your highlighted spelling words. Choose 2 activities to complete and check them off as they are completed. Attach your spelling activities before you turn in your packet.

Write each spelling word horizontally and vertically, sharing the same beginning letter.

example: **(w)** ord
o
r
d

Write each spelling word two times normally and then one time in all capital letters.

example: ready ready READY

Write each spelling word three times. **(Circle)** your neatest writing for each.

Pronouns


- The pronouns *we*, *you*, and *they* can take the place of a plural noun.

Beans are good for you.

Ned and I are friends.

They are good for you.

We are friends.



Underline the pronoun that completes the sentence.

1. Mike is here. We're glad to see (we, you), Mike.
2. Now (we, you) can go to the party.
3. Bob and Jill are late. (You, They) told us to go.
4. (We, You) can come with us.
5. Did you see my friends? (They, You) will be here soon.
6. (We, You) are going together.
7. Call Alice and Peter. (You, They) need a ride.
8. Hurry or we will go without (they, you).

Adding Tens and Ones

Add using mental math.

1. $41 + 24 = \underline{65}$

2. $53 + 15 = \underline{\quad}$

3. $56 + 33 = \underline{\quad}$

4. $62 + 25 = \underline{\quad}$

5. $43 + 36 = \underline{\quad}$

6. $50 + 25 = \underline{\quad}$

7. $37 + 21 = \underline{\quad}$

8. $17 + 52 = \underline{\quad}$

9. $46 + 32 = \underline{\quad}$

68

70

74

78

10. $61 + 13 = \underline{\quad}$

78

74

70

63

11. Tad has 72 seashells.
He finds 15 more shells.

How many seashells does
Tad have in all?

82

83

87

92

12. **Estimation** One bunch has
31 grapes. Another bunch has
28 grapes. About how many
grapes are there in all?

about 30 grapes

about 50 grapes


about 60 grapes


about 70 grapes


Interview with a Geographer

Label each poster, using words from the box.

island peninsula lake mountain









Make your own poster for valley, plain, ocean, or river.



Directions: Label each poster with the name of the landform or body of water it shows. Then make your own poster to show another landform or body of water. Use your own paper.



Home Activity: With your child, look for a landform or a body of water in your neighborhood or community. Have your child draw a picture of it.